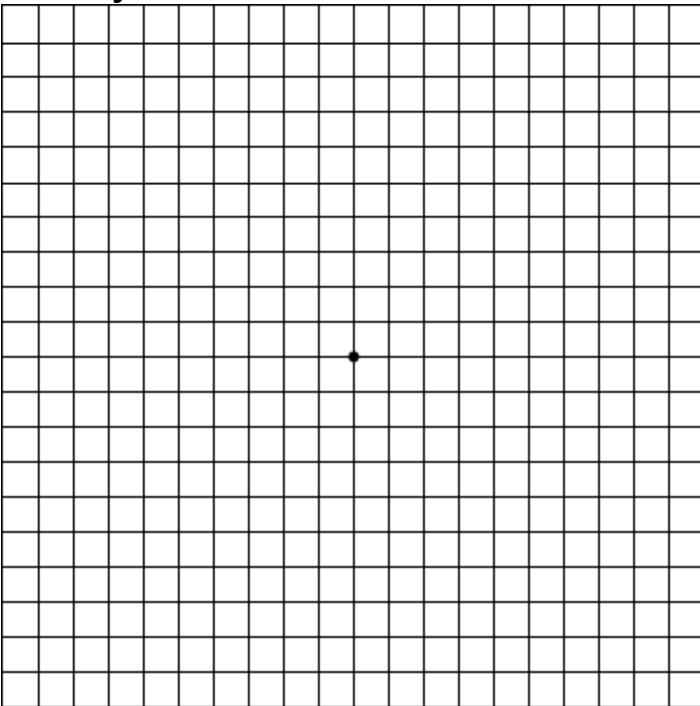


Amsler Grid Test


1. If you need reading glasses, please wear them while you use the Amsler grid. Hold the grid at about the same distance from your eyes that you would hold any other reading material.
2. Cover one eye, then focus on the dot in the center.
3. Do any of the lines look wavy, blurred or distorted?
4. Are there any missing areas or dark areas in the grid?
5. Can you see all corners and sides of the grid?
6. Repeat instructions for your other eye.

VERY IMPORTANT Report any irregularity that is not "normal for you" to us right away at 215-257-8053. Mark areas of the chart that you're not seeing properly and bring it to your eye exam.


Left Eye




Right Eye



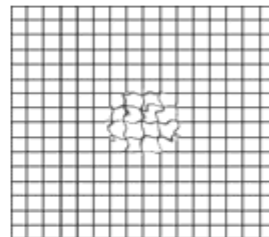
Examples of Blurred or Distorted Grids



Abnormal



Abnormal



Abnormal